



# SEASONAL FLOWER BUCKETS

## DIY Flower FAQ's

# SEASONAL FLOWER BUCKETS

Handpicked, chemical-free, seasonal flowers straight from our farm!  
What could be nicer? Bring a creative and intimate element to your wedding  
or next event – buy your flowers direct from us and do the arranging yourself.

## FLOWER BUCKETS

Our buckets are made up of a seasonal mix of 35-55 stems of flowers and foliage.  
The following pages provide a list of flowers that are potentially in season each month  
and also details the colour options available.

*Please note that King proteas are not included in our seasonal buckets.  
These can be purchased separately.*



# ARE DIY FLOWER BUCKETS RIGHT FOR ME?

There are lots of things to consider when deciding whether a DIY Flower Bucket is the right thing for you. DIY flower arranging can be a cheaper and more unique alternative to traditional arrangements. They can also be rewarding and a lot of fun too! You may need a little extra time to arrange them, but invite some friends over to help and you'll be sure to come up with some beautiful arrangements.

Our DIY Flower Buckets are a mix of whatever is blooming on the farm – this means that you won't know exactly what flowers are in your bucket until it's time to pick them.

## WHAT FLOWERS ARE INCLUDED IN A BUCKET?

Each DIY Flower Bucket will have a mix of focal flowers, fillers and foliage.

The types and colours available will be dependent on the time of year as well as what sort of weather we've had. Field grown flowers are fickle creatures and it's difficult to guarantee what we'll have in bloom on a given date.

**Below is a rough guide of what we're expecting will be available:**

**September:** Banksia, leucadendron, proteas & foliage

**October:** Banksia, leucadendron, leucospermum, proteas, snowball & foliage

**November:** Banksia, garden roses, leucadendron, leucospermum, proteas & foliage

**December:** Banksia, garden roses, proteas & foliage

**January (mid):** Amaranthus, banksia, black eyed susan, chamomile, cornflower, cosmos, dahlias, everlasting daisy, garden roses, gypsophila, hydrangea, scabiosa, statice, queen anne's lace (white & chocolate), yarrow, zinnia & foliage

**February:** Amaranthus, banksia, black eyed susan, chamomile, cornflower, cosmos, dahlias, everlasting daisy, garden roses, gypsophila, hydrangea, scabiosa, statice, queen anne's lace (white & chocolate), yarrow, zinnia & foliage

**March:** Amaranthus, banksia, black eyed susan, chamomile, cornflower, cosmos, dahlias, everlasting daisy, garden roses, gypsophila, hydrangea, scabiosa, statice, queen anne's lace (white & chocolate), yarrow, zinnia & foliage

**April (early):** Amaranthus, banksia, black eyed susan, cornflower, dahlias, everlasting daisy, gypsophila, scabiosa, statice, queen anne's lace (white & chocolate), yarrow, zinnia & foliage



# COLOUR SELECTION



## Option 1 - \$85

**Brights** – Bold, fun colours that make a statement.


Perfect for a sparkly luncheon or something that will really pop in a neutral setting.

**Pastels** – Pretty pastels provide a softer and more elegant look.

**Farmer's Choice** – A surprise mix of whatever's looking particularly magnificent on the farm.

## Option 2 - \$95

**Colour Selection** - Please advise the key colours that you would like to be featured in your bucket and we'll do our very best to accommodate you and will advise if there are any issues.



## FOLIAGE

Additional foliage can be purchased for \$45 a bucket.

We will make sure the foliage compliments the colour combination you've chosen.

Foliage on the farm includes things like lemon myrtle, eucalyptus, wattle, olive, banksia a variety of pines, cypress and lilly pilly.



# HOW MANY BUCKETS DO I NEED?

Each bucket contains 35-55 stems (depending on the variety included).

Below is a guide outlining the number of stems (including foliage) that you might need for a given project.

Item	Stems
Bud Vase	1-5
Small vase	5-15
Medium Vase	10-25
Large Vase	15-30
Large Arrangement	50-100
Bridal Bouquet	40-75
Bridesmaide Bouquet	20-40
Flower Crown	20-40
Boutonniere	5-10
Corsage	15-20
Cake Flowers	15-40
Chair/Aisle Arrangement	5-100
Arbor/Arch Installation	200-500



## WHAT DO I NEED TO ARRANGE MY FLOWERS?

**Workspace:** preferably somewhere cool and shaded, with a water source (like a hose, laundry trough or kitchen sink).

**Snips/secateurs:** these are for trimming the flowers to the right length. Make sure they're clean and sharp.

**Vases:** make sure they are very clean. You can use vinegar to clean your vases thoroughly.

Jars, glasses and jugs can be a fun twist on a traditional vase.


**Floral tape:** tape can be used to help arrange flowers in vases. It's also useful for wrapping the stems together.

**Ribbon & pins:** perfect for finishing your bouquets and hiding any tape.

**Scissors:** keep a pair separate from what you use for flowers. These scissors should just be used for ribbon, paper and tape.



# TRAVEL & STORAGE



## WHERE ARE YOU LOCATED?

Silvan, 50km east of Melbourne CBD.

## HOW AND WHEN SHOULD I TRANSPORT THE FLOWERS FROM THE FARM?

We suggest picking up the flowers 36 – 48 hours before your event to make sure you have enough time to arrange your flowers. Flower arranging is generally quite time consuming – particularly for a big project. We will provide you with flowers and buckets. Flowers should never go in the boot or the in tray of a ute. Ensure you put a tarp down in your car to prevent water splashing.

The flowers can be delivered for an additional free. Get in touch for a quote.

## WHERE SHOULD I STORE MY FLOWERS?

Make sure flowers are stored in fresh, clean water. Keep flowers out of direct sunlight. Somewhere cool and shaded, like a garage, is perfect.



# ARRANGING YOUR FLOWERS

## WHERE DO I FIND INFORMATION ON HOW TO CREATE MY ARRANGEMENTS?

Youtube & Google are great resources!

Simply search 'How to create a bridal bouquet'

Team Flower also have a number of educational videos which can be found here:


<https://education.teamflower.org/learn/category/Videos>

## I WOULD LIKE A FLORIST TO DESIGN SOME OF MY ARRANGEMENTS. CAN YOU RECOMMEND ANY?

Yes, we can send you through some recommendations based on your style and location.



# ORDERING



## WHEN DO I NEED TO ORDER?

Ideally you should order two weeks prior to your event. To avoid disappointment, please order ASAP if you're ordering three or more buckets. However please note we have limited quantities of flower buckets available each week.

## HOW DO I ORDER?

**Email:** [hello@gatherflowerfarm.com.au](mailto:hello@gatherflowerfarm.com.au) with the following information.

- Name, contact number.

- Event Date, Pick-up Date.

Order Details:

- # Buckets & Colour Selection (brights / pastels / farmer's choice / custom selection)

- # Foliage Buckets

We will contact you to confirm availability and answer any questions you may have.

## HOW DO I PAY?

We will send you an invoice once your order is confirmed. A 50% deposit is required to be paid via direct deposit within a week. Full payment is made on pick-up. We accept direct deposit and cash.

## FLOWER AVAILABILITY

If for whatever reason the flowers requested are not available we will contact you ASAP to advise and look at sourcing the flowers from other local farms. If the flowers cannot be provided to you, we will provide you with a refund of your deposit amount.

## DO YOU OFFER REFUNDS?

Please note that unless a specific order of flowers cannot be met, we do not offer refunds.

